

The ethnic differences in marital behavior and fertility in Kazakhstan: main tendencies in recent time

Ulziya Kalzhanova
PhD





INTRODUCTION

- Analysis of marriage and fertility according to ethnics;
- Focus on a regional aspect;

Therefore, the ethnic structure of regions has as specific development characteristics as general features to make a complete picture of the demographic processes in Kazakhstan

THE REPUBLIC OF KAZAKHSTAN BY REGIONS, 2003



Western Kazakhstan



Northern Kazakhstan



Eastern Kazakhstan



Central Kazakhstan



Southern Kazakhstan

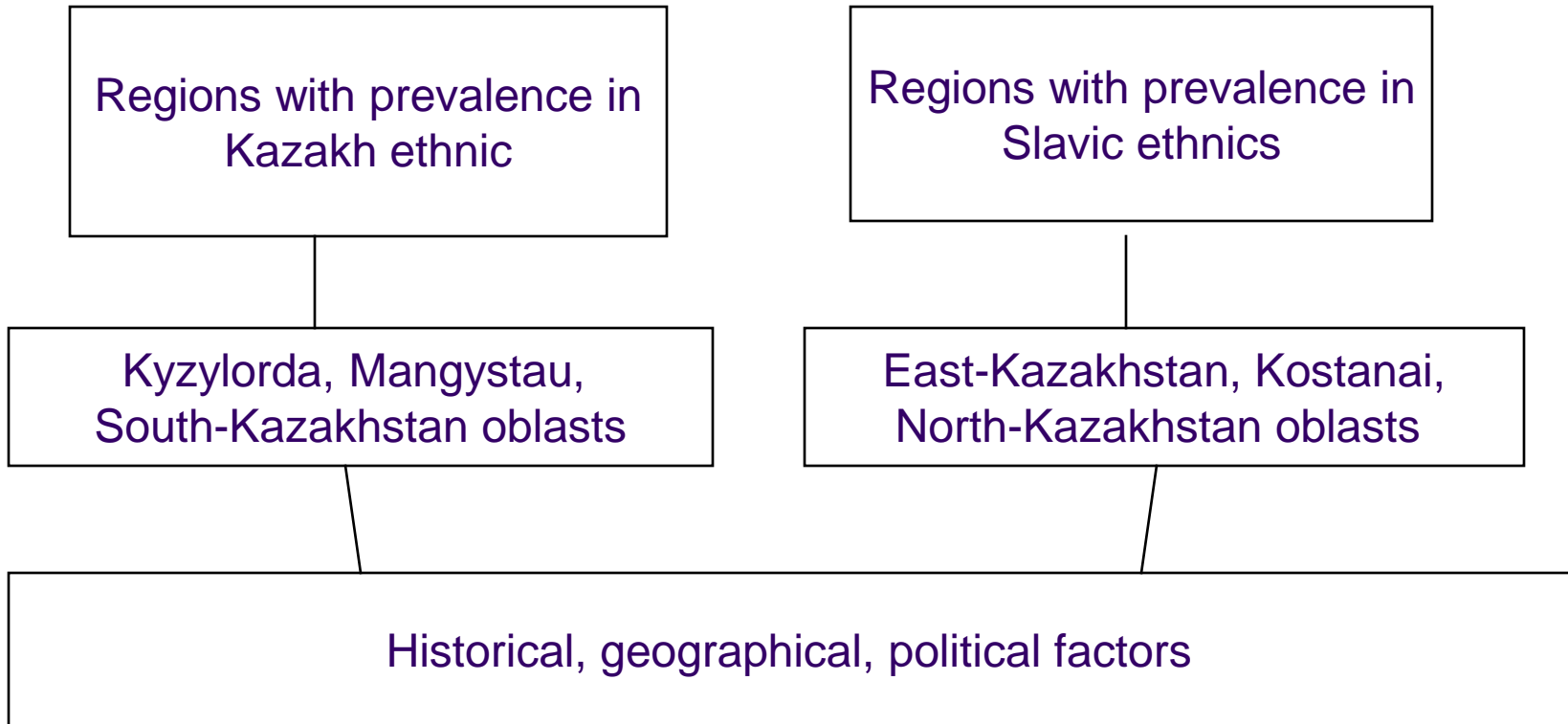
THE REPUBLIC OF KAZAKHSTAN BY REGIONS, 2006



The ethnic differences in marital behavior and fertility
in Kazakhstan: main tendencies in recent time



The ethnic picture of the Republic of Kazakhstan, by regions, 2008





Tendencies:

- Increasing age at first marriage;
- Postponement childbirth, especially the second, third and next child;
- Growth in the number of marriage
- High amount of divorces;



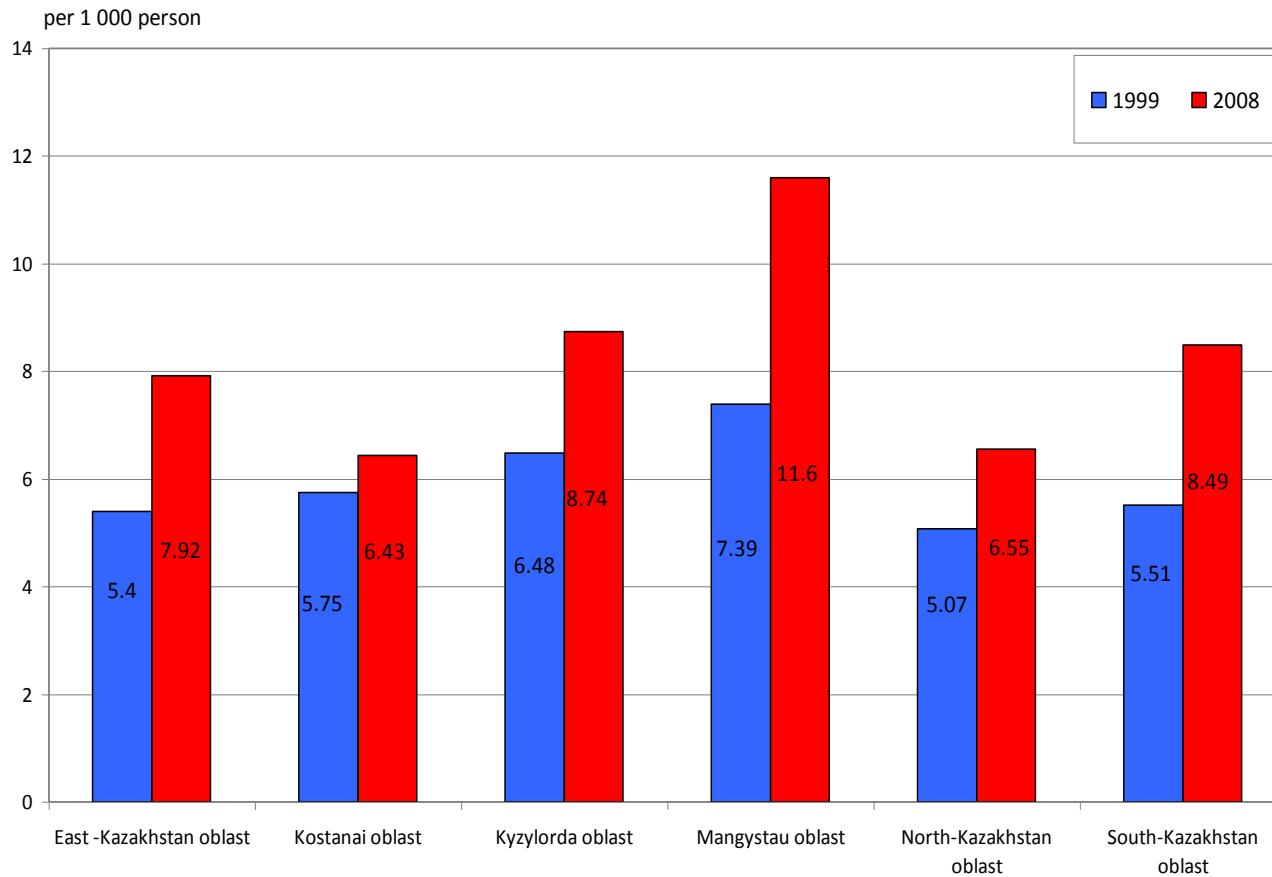
Total fertility rate by regions, the Republic of Kazakhstan

	Total fertility rate	
	1999	2008
The Republic of Kazakhstan	1,80	2,68
East Kazakhstan oblast	1,42	2,05
Kostanai oblast	1,41	1,69
Kyzylorda oblast	2,68	3,51
Mangystau oblast	2,36	3,73
North-Kazakhstan oblast	1,53	1,77
South-Kazakhstan oblast	2,84	3,93



Current trends in marriage and divorce by regions

Marriages per 1 000 population by regions, Kazakhstan

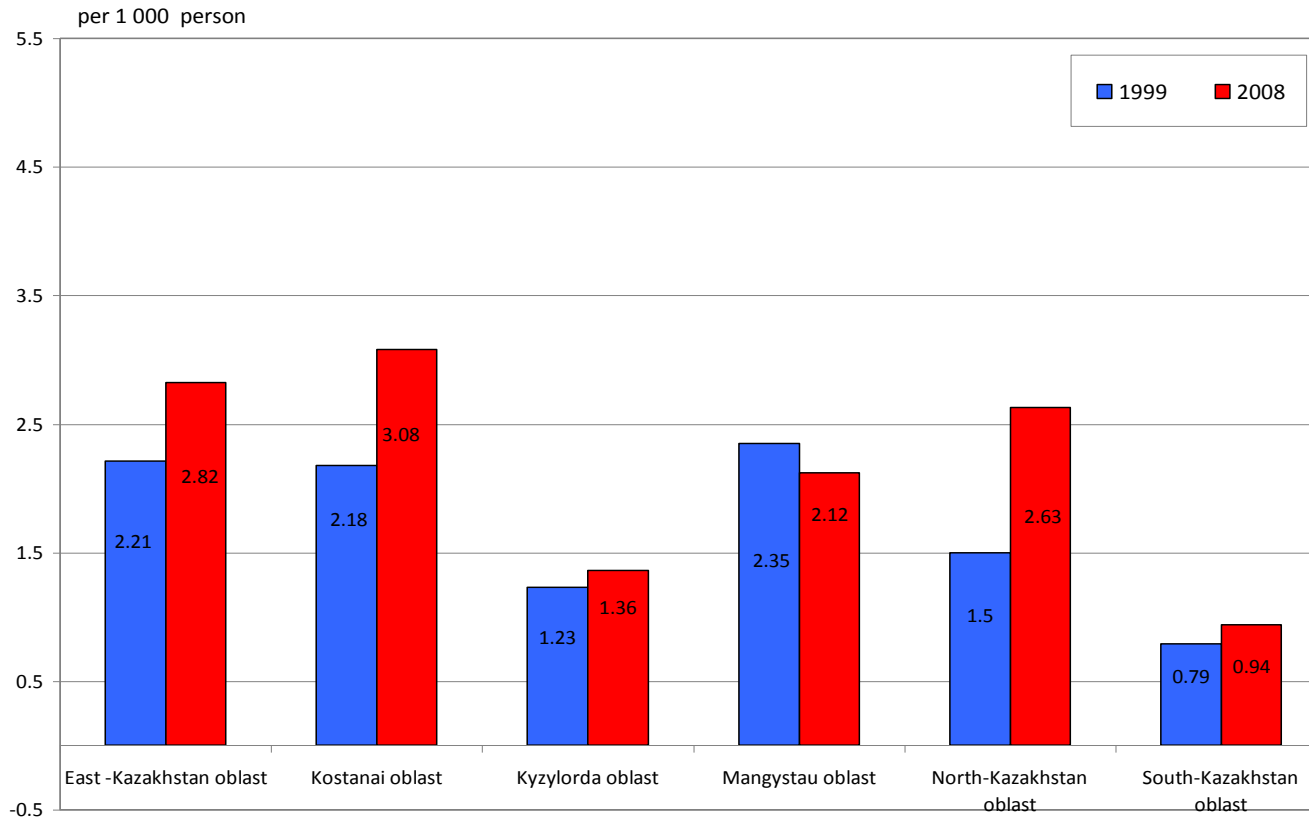


Source: Demographic Yearbook of Kazakhstan, 2008



Current trends in marriages and divorces by regions

Divorces per 1 000 population by regions, Kazakhstan

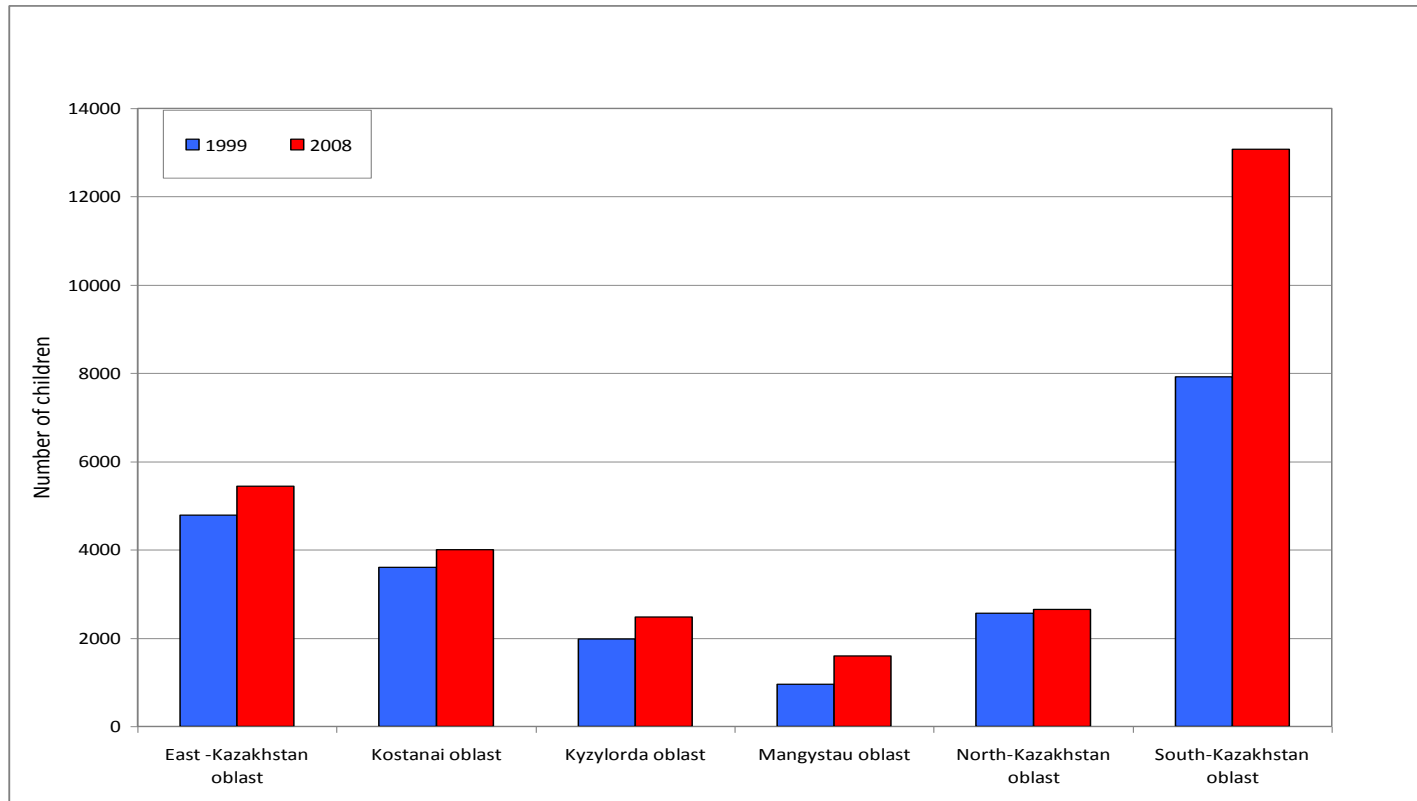


Source: Demographic Yearbook of Kazakhstan, 2008

The ethnic differences in marital behavior and fertility in Kazakhstan: main tendencies in recent time



Number of children born out of wedlock by regions, Kazakhstan



Source: Demographic Yearbook of Kazakhstan, 2008

The ethnic differences in marital behavior and fertility in Kazakhstan: main tendencies in recent time



Mean age at first marriage for grooms and brides by regions, Kazakhstan

	Grooms		Brides	
	1999	2008	1999	2008
Republic of Kazakhstan	25.9	26.8	23.2	24.1
East-Kazakhstan oblast	25.6	26.9	23.2	24.3
Kostanai oblast	25.1	26.4	22.6	23.9
Kyzylorda oblast	26.2	27.1	23.2	24.1
Mangystau oblast	25.5	25.9	23.3	23.7
North-Kazakhstan oblast	25.1	26.3	22.5	23.8
South-Kazakhstan oblast	26	26.7	22.8	23.7

Source: Demographic Yearbook of Kazakhstan, 2007-2008



Conclusion

In summaries, deep changes were observed in the fertility, marriage and divorce processes in the above mentioned period. Changes in the reproductive behavior of women and in the marital behavior of men and women, transformation of family life models are confirmed in major alteration in the value and priority system and in adoption of western standard of the behavior.