

Marital Instability and its Impact on Reproductive Behaviour in the Czech Republic



14.2.2014

5TH DEMOGRAPHIC CONFERENCE OF
„YOUNG DEMOGRAPHERS“

ALENA FILASOVÁ

Introduction



Introduction



- Significant changes in the population development
 - decrease in fertility intensity
 - rising divorce rates
- Do people who experience a divorce or husband/wife death in their reproductive age have more or fewer children than people whose marriage persists until the age of 50?

Introduction



- High divorce rates and low fertility intensity -> impact of marital dissolution on fertility as the subject of research activities in foreign countries
- Analysis of fertility after a marital dissolution

Data



Data



- Generations and Gender Programme
 - pan-European research infrastructure ensuring sustainable knowledge base for academic research and population-related policy formulation
- Generations and Gender Survey in the Czech Republic
 - *Wave 1 (2005)*
 - *Wave 2 (2008)*

Data



- Respondents by partnership history

	Total number	Proportion (%)
People who never enter into marriage	2 588	41,8
People who spend their reproductive age in their first marriage	2 626	42,4
People who experience a dissolution of their first marriage, after that they <u>do</u> get into another partnership	521	8,4
People who experience a dissolution of their first marriage, after that they <u>do not</u> get into any other partnership	457	7,4
Total	6 192	100,0

Methods



Methods



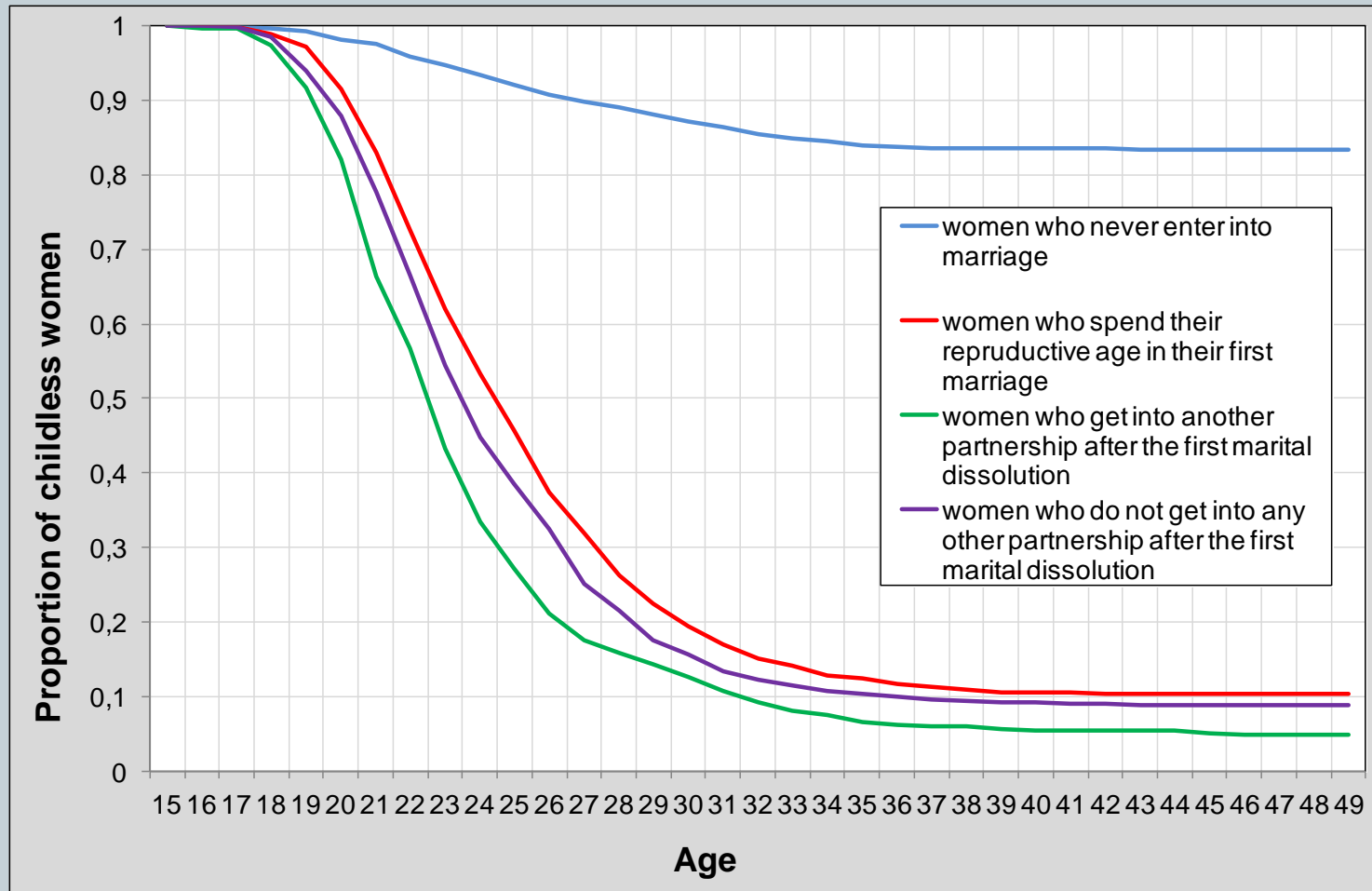
- Life table method
 - Survival Distribution Function
 - ✦ analysis of fertility by age and partnership history
 - ✦ analysis of fertility after marital dissolution
 - ✦ analysis of fertility after new partnership formation
- Cox regression model
 - ✦ relationship between independent variables and hazard function
 - ✦ reference scheme
 - categorical variables
 - one of the categories defined as a reference category
 - hazard function of individuals from other categories interpreted in relation to this category

Partnership history and fertility



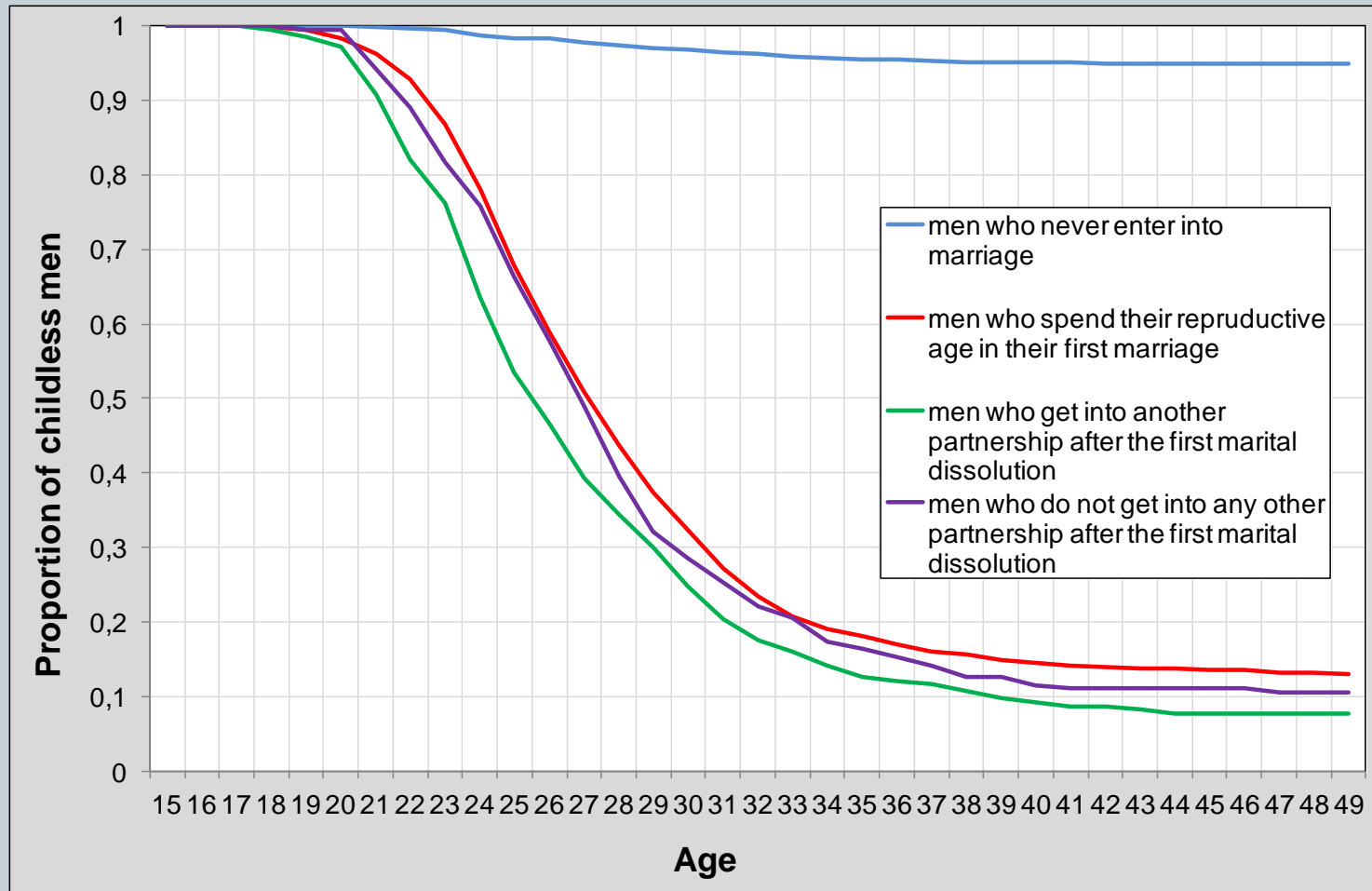
Partnership history and fertility

Estimated proportion of childless women by age and partnership history



Partnership history and fertility

Estimated proportion of childless men by age and partnership history



Partnership history and fertility



- Completed fertility of women and men according to the GGS

	Women	Men
People who never enter into marriage	0,74	0,29
People who spend their reproductive age in their first marriage	2,20	2,20
People who experience a dissolution of their first marriage, after that they <u>do</u> get into another partnership	2,40	2,75
People who experience a dissolution of their first marriage, after that they <u>do not</u> get into any other partnership	2,01	1,80
Total	1,94	1,85

Partnership history and fertility



- Probability of 35 years old women and men of having a child according to the GGS

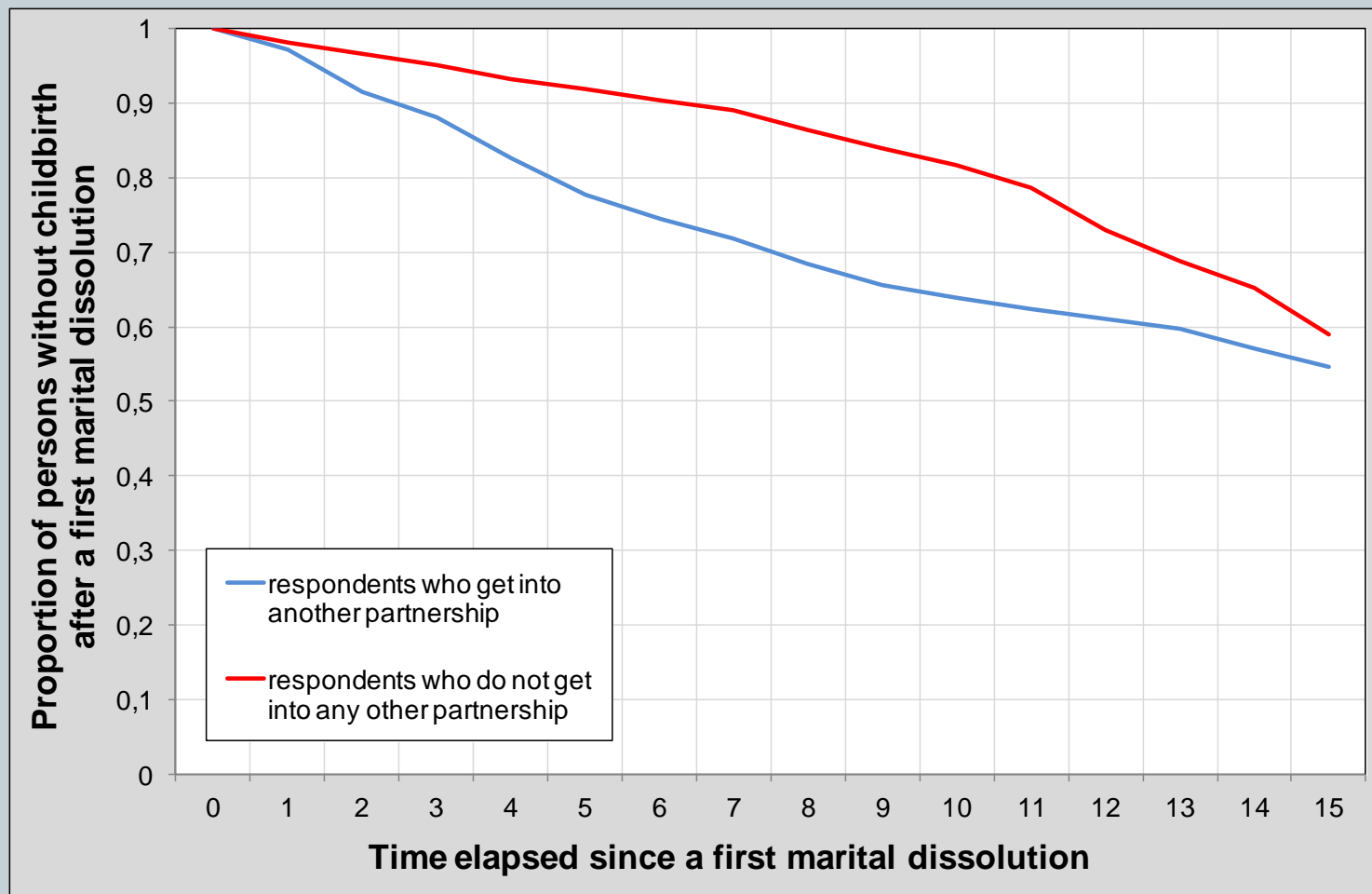
	Women	Men
People who never enter into marriage	0,13	0,03
People who spend their reproductive age in their first marriage	0,11	0,18
People who experience a dissolution of their first marriage, after that they <u>do</u> get into another partnership	0,19	0,47
People who experience a dissolution of their first marriage, after that they <u>do not</u> get into any other partnership	0,07	0,19
Total	0,12	0,20

Fertility after a first marital dissolution



Fertility after a first marital dissolution

Estimated proportion of persons who still do not have another child after a dissolution of their first marriage



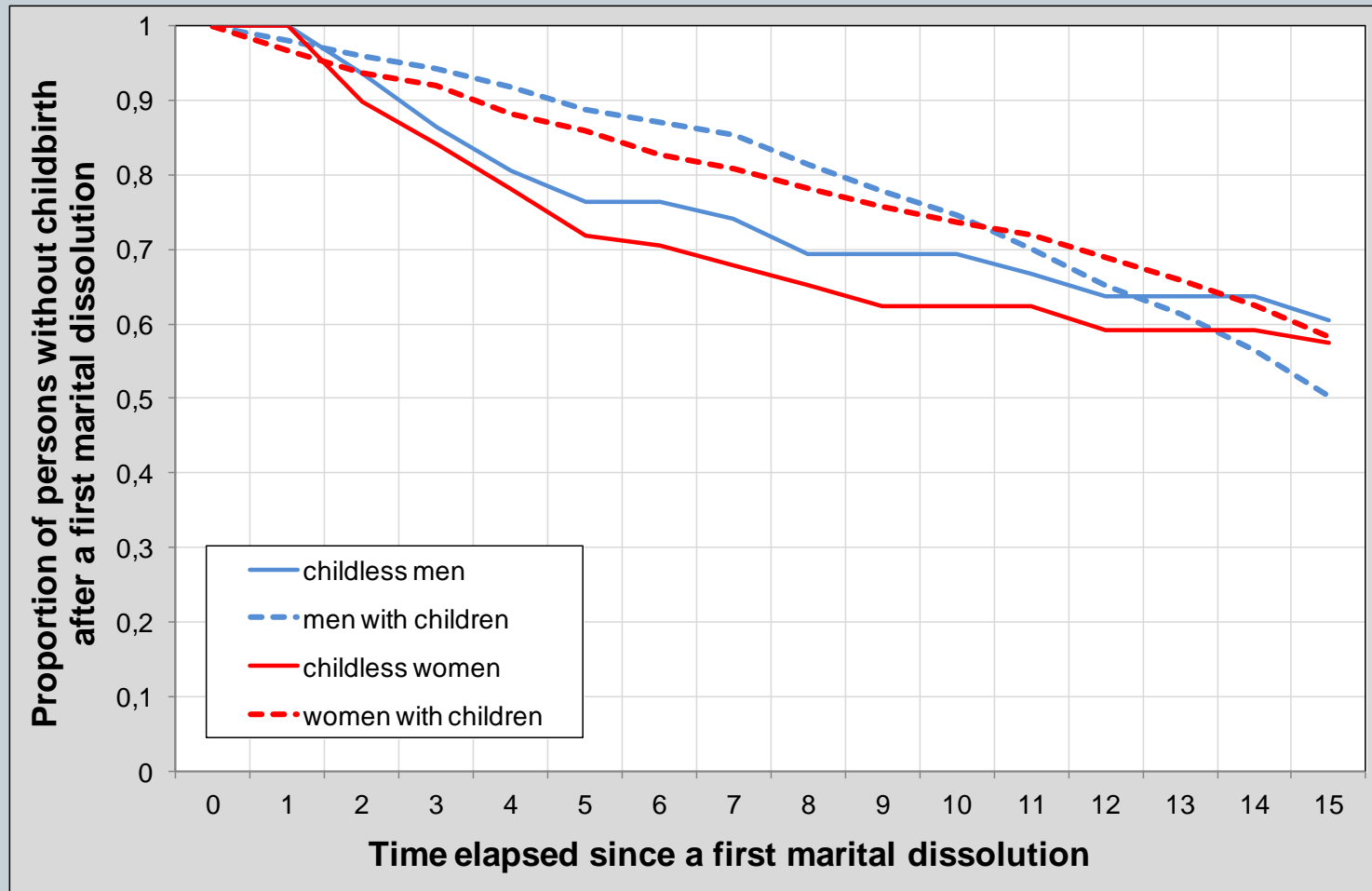
Fertility after a first marital dissolution

Estimated proportion of persons who still do not have another child after a dissolution of their first marriage



Fertility after a first marital dissolution

Estimated proportion of persons who still do not have another child after a dissolution of their first marriage



Fertility after a first marital dissolution

Factors affecting fertility after a first marital dissolution



- Cox regression model for respondents who have at least one child at the time of marital dissolution

Explanatory variable Partnership history (reference category = people who do not get into any other partnership)	Men	Women
people who do get into another partnership	6,804	3,575

- Cox regression model for respondents who do not have any child at the time of marital dissolution

Explanatory variable Partnership history (reference category = people who do not get into any other partnership)	Men	Women
people who do get into another partnership	2,573	4,569

Conclusion



Conclusion



- Divorce or husband/wife death does not have definite impact on the follow-up reproductive behaviour

Thank you for your attention

